


OPENLAM[®]

ARCHITECTURAL CLADDING SYSTEM



AVAILABLE IN SPRUCE AND LARCH
HORIZONTAL OR VERTICAL ALIGNMENT

C O W L E Y
T I M B E R + P A R T N E R S


FEATURES

- EASY TO INSTALL TONGUE AND GROOVE SYSTEM
- PRE DRILLED NAIL HOLES TO AVOID SPLITTING
- INVISIBLE FASTENING
- UNIFORMITY
- INTERESTING CORNER AND REVEAL DETAILS
- HARDY
- HORIZONTAL AND VERTICAL PROFILES
- FACTORY FINISH SHADOW GAP COLOUR OPTIONS
- 3.7M LENGTHS

OPENLAM IS A QUALITY TIMBER CLADDING ARCHITECTURAL SYSTEM FOR INTERNAL AND EXTERNAL USE. THE MAIN FEATURE IS ITS DISTINCTIVE PRECISION ENGINEERED SHADOW GAP DETAIL.

THIS DETAIL CAN BE FURTHER ENHANCED WITH THE ADDITION OF A SHARP PAINTED LINE WITHIN THE SHADOW GAP. AVAILABILITY IN A RANGE OF COLOURS PROVIDES A UNIQUE AND SUPERIOR ARCHITECTURAL EFFECT.

- OPENLAM'S BEST EFFECT IS UNTREATED NATURAL LARCH TO ACHIEVE THE WEATHERED LOOK
- OUR LARCH IS EXCLUSIVELY SOURCED IN SWITZERLAND AND AUSTRIA AND IS NATURALLY RESISTANT TO WEATHER
- GROWN IN COLDER TEMPERATURES THIS PREMIER PRODUCT PRESENTS A HARDY AND UNIQUE DESIGN SOLUTION TO MAKE CONNECTION WITH SURROUNDING LANDSCAPES
- ALTERNATIVELY OUR LARCH CAN RECEIVE A SEALED VARNISH TREATMENT OR STAIN FINISH FOR A CONTEMPORARY VISUAL IMPACT
- OPENLAM'S ECONOMIC OPTION IS UNTREATED SPRUCE ALLOWING A FINISH OF CHOICE ONCE INSTALLED
- ADDITIONALLY OUR SPRUCE IS AVAILABLE FACTORY FINISHED IN OUR SIX STANDARD ACRYLIC PAINT COLOURS AND FOUR WATERBORNE STAINS



ALL WOODS USED IN THE MANUFACTURE OF OUR CLADDING ARE FROM SUSTAINABLE FORESTS

HORIZONTAL PROFILES

No 60



No 61



VERTICAL PROFILES

No 70



No 71



VERTICAL / HORIZONTAL PROFILES

No 62



No 63



COVERAGE

PROFILES 62 & 63

- 6 PIECES PER PACKET
- 3.7M LENGTHS
- 120MM USABLE WIDTH
- 21MM DEPTH
- 2.664M SQUARE METER COVERAGE PER PACK

PROFILES 60, 61, 70, 71

- 4 PIECES PER PACKET
- 3.7M LENGTHS
- 120MM USABLE WIDTH
- 31MM DEPTH
- 1.776M SQUARE METER COVERAGE PER PACK



STANDARD ACRYLIC PAINT FOR SPRUCE



PURE WHITE




PEARL WHITE




SAND STONE



LIGHT GREY



AGED GREY



TAUPE GREY

STANDARD COLOURED WATERBORNE STAINS FOR LARCH AND SPRUCE



PEARL GREY



HONEY



WALNUT



AGED TIMBER

OPTIONAL IN LARCH



PLAIN



UV PROTECTION
+ WOODCARE

SHADOW GAP FINISHES



BLACK
SHADOW GAP



RED
SHADOW GAP



GREEN
SHADOW GAP



BLUE
SHADOW GAP





COWLEY TIMBER + PARTNERS LTD

UNIT 13 ABBOTTS WAY NEWARK BUSINESS PARK NEWARK
NOTTINGHAMSHIRE NG24 2EL

T: 01522 720022 **E:** MAIL@COWLEYTIMBER.CO.UK

W: WWW.COWLEYTIMBER.CO.UK

REGISTERED OFFICE: 41 PEAR TREE STREET LONDON EC1V 3AG



ALL WOODS USED IN THE
MANUFACTURE OF OUR
CLADDING ARE FROM
SUSTAINABLE FORESTS